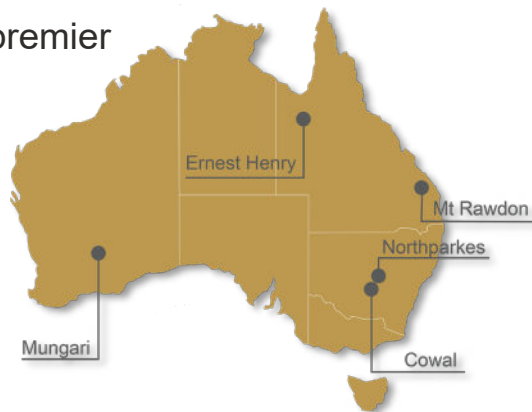




## FY24 fact sheet

### Inspired people creating a premier global gold company

Evolution currently operates six mines, being five wholly-owned mines – Cowal in New South Wales, Ernest Henry and Mt Rawdon in Queensland, Mungari in Western Australia, and Red Lake in Ontario, Canada, and an 80% share of Northparkes in New South Wales.



At Evolution, our focus on upgrading the quality of our portfolio towards long-life, low-cost, high-margin assets in the safe jurisdictions of Australia and Canada has positioned us exceptionally well to prosper through the inevitable cycle.

We recognise that we are in the business of taking appropriate geological and financial risks, but we will never do anything that compromises our reputation, our social license to operate or our values – safety, excellence, accountability and respect.

See our [Annual and Sustainability Report](#) for information on our sustainability approach and performance.

## Key facts

**FY25 gold production guidance:**<sup>1</sup> 710,000 – 780,000 ounces

**FY25 copper production guidance:**<sup>1</sup> 70,000 – 80,000 tonnes

**FY25 AISC guidance:**<sup>1</sup> \$1,475 – \$1,575 per ounce

**FY24 gold production:** 716,700 ounces

**FY24 copper production:** 67,862 tonnes

**FY24 AISC:** \$1,477/oz

**Mineral resources:**<sup>2</sup> 1,116Mt at 0.91g/t gold for 32.7Moz of contained gold, and 641Mt at 0.65% copper for 4.1Mt of contained copper

**Ore reserves:**<sup>2</sup> 404Mt at 0.88g/t gold for 11.4Moz of contained gold and 215Mt at 0.62% copper for 1.3Mt of contained copper

- Ongoing improvement in TRIF<sup>3</sup> 13% reduction compared with FY23 to 7.7
- FY24 record underlying net profit of \$482M
- FY24 full year dividend of 7.0c per share 23rd consecutive dividend declared to shareholders for a total of \$1.2B since 2013
- Dividend policy targeting 50% of free cash flow
- Mine life plan (Group average): 18 years
- Progress on net zero commitment<sup>4</sup> with 14% reduction compared with FY20 adjusted baseline
- Member of Dow Jones Sustainability Index (Australia), AA rating by MSCI

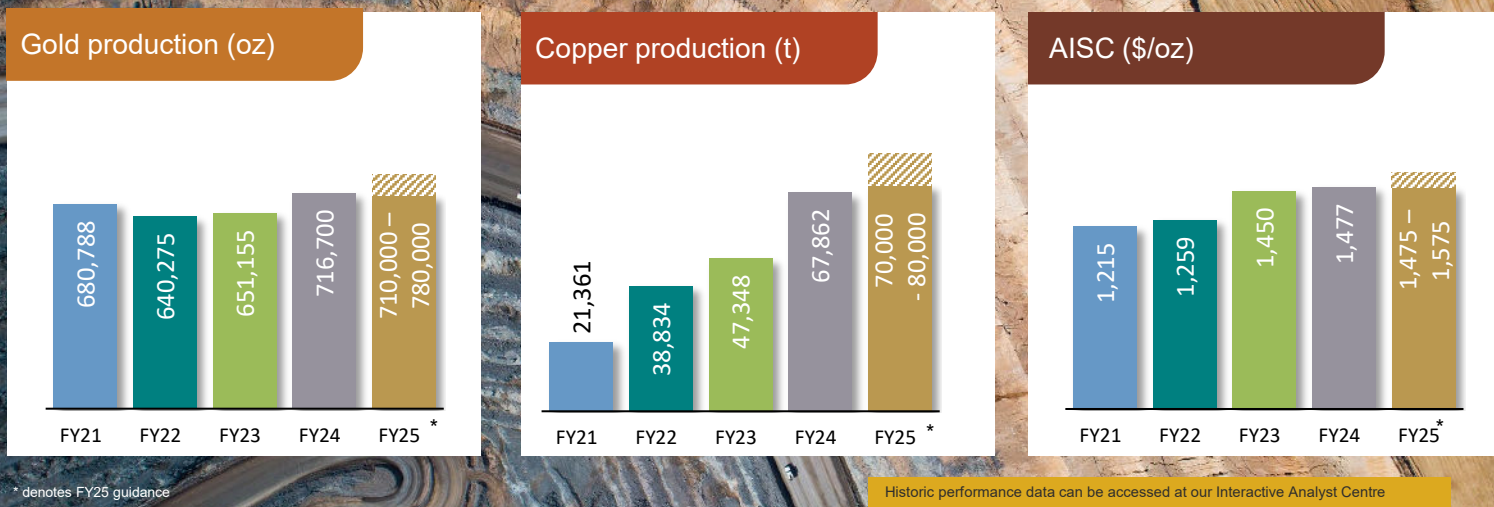
1. See ASX announcement titled 'Record FY24 profit and high margin cash flow into FY25' dated 14 August 2024 and available to view at [www.evolutionmining.com](http://www.evolutionmining.com) AISC is based on a gold price of \$3,300/oz and copper price of \$14,350/t and is calculated for continuing operations excluding Mt Rawdon, which will cease operations in FY25.

2. For further information on Evolution's Mineral Resources and Ore Reserves refer to ASX release "Mineral Resources and Ore Reserves Statement" released to ASX on 14 February 2024

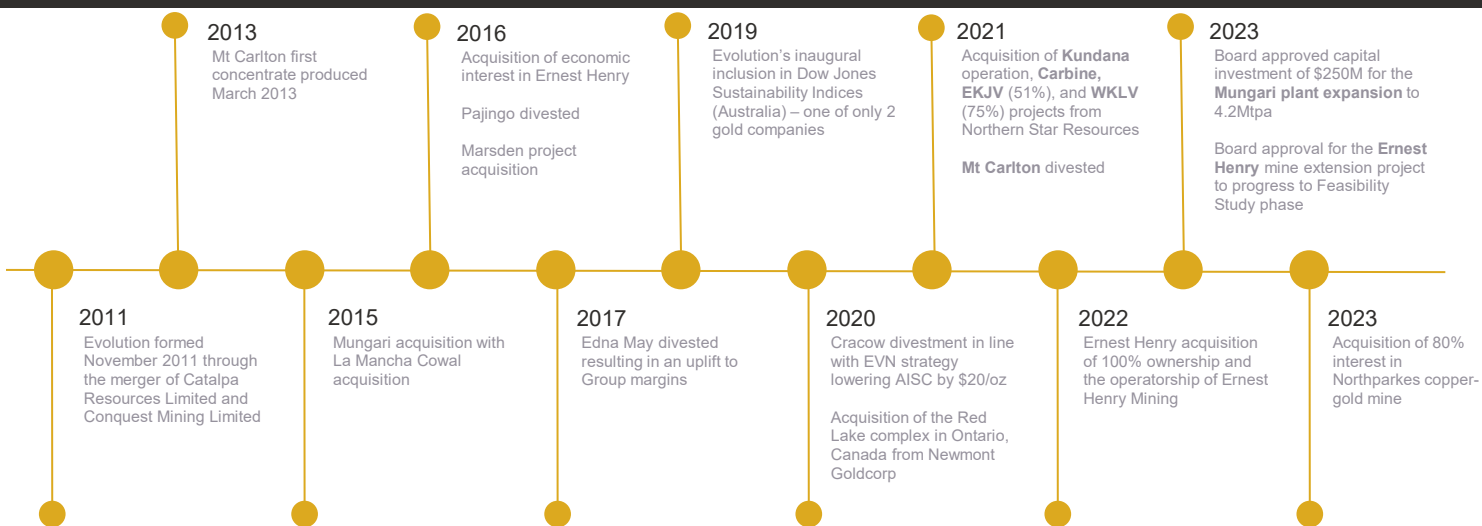
3. TRIF (total recordable injury frequency): the frequency of total recordable injuries per million hours worked. Results are based on a 12-month moving average

4. Net Zero future commitment of 30% emissions reduction by 2030 and net zero emissions by 2050 against adjusted FY20 baseline Emissions targets are related to Scope 1 and Scope 2 only, excluding discovery and corporate offices. Calculated using a market-based methodology and third-party validated. Data is an update to previously reported information

## Snapshot



## History



## Diversified portfolio in tier 1 jurisdictions

	Cowal	Ernest Henry	Northparkes <sup>6</sup>	Mungari	Red Lake	Mt Rawdon
Gold Mineral Resources <sup>5</sup> (koz)	8,998	2,388	2,609	5,870	11,631	134
Gold Ore Reserves <sup>5</sup> (koz)	4,463	1,064	662	1,595	2,748	100
Gold Ore Reserve grade <sup>5</sup> (g/t)	1.03	0.44	0.27	1.33	6.87	0.59
Copper Mineral Resources <sup>5</sup> (kt)	-	1,263	2,316	-	-	-
Copper Ore Reserves <sup>5</sup> (kt)	-	563	386	-	-	-
Copper Ore Reserve grade <sup>5</sup> (%)	-	0.76	0.51	-	-	-
FY24 gold production (oz)	312,644	78,763	20,284	123,673	112,700	68,635
FY24 copper production (t)	-	52,057	15,805	-	-	-
FY24 AISC (\$/oz)	1,338	(2,124)	(2,726)	2,536	2,802	2,165
FY24 operating mine cash flow (\$)	605	482	152	123	99	78

5. As at 31 December 2023. For more information on Evolution's Mineral Resources and Ore Reserves, see the ASX announcement titled 'Annual Mineral Resources and Ore Reserves Statement' dated 14 February 2024, available to view on our website [www.evolutionmining.com.au](http://www.evolutionmining.com.au)

6. All Northparkes metrics are reported as Evolution's 80% attributable share. FY24 results for Northparkes are for the period from 16 December 2023 – 30 June 2024

## Sustainability

Sustainability is integrated into everything we do in support of our purpose to deliver long-term stakeholder value through low-cost production in a safe, environmentally and socially responsible way. See our [Annual and Sustainability report](#) which describes our approach and performance in the areas of health and safety, environmental stewardship, helping our communities thrive, cultural heritage, innovation and the development of our people.

### Health & Safety

Safety is a core value at Evolution Mining and the wellbeing of everyone on site is crucial to our success as a company. We work to ensure everyone leaves the workplace, the same way they arrive. To accomplish this, we have an ever-improving health and safety culture, with an injury-free workplace target. Taking a risk-based approach our focus is on visible safety leadership via safety interactions, hazard identification, actively controlling critical and material risks and increased learnings from incidents through storytelling.

### Environment

We believe in striving beyond legislative compliance to achieve best practice and to build trust and meet the expectations of the communities in which we operate. We are focused on enhancing environmental stewardship in line with our Net Zero Commitment and Sustainability Principles through the implementation of our sustainability performance standards and life of mine environmental management plans across all of the operation. We are focused on enhancing environmental stewardship through the implementation of our environmental standards and life of mine environmental management plans across all project sites. For further information please visit [www.evolutionmining.com.au](http://www.evolutionmining.com.au).

## Leadership

### Management team

Lawrie Conway <b>Managing Director and Chief Executive Officer</b>	Nancy Guay <b>Chief Technical Officer</b>	Fiona Murfitt <b>Vice President – Sustainability</b>
Barrie van der Merwe <b>Chief Financial Officer</b>	Glen Masterman <b>Vice President – Discovery</b>	Paul Eagle <b>Vice President – People and Culture</b>
Matt O'Neill <b>Chief Operating Officer</b>	Evan Elstein <b>Company Secretary and Vice President – IT, Communications and Corporate Affairs</b>	Kirron Schmidt <b>Vice President – Business Development</b>

### Board of Directors

Jake Klein <b>Executive Chair</b>	Jason Attew <b>Non-Executive Director</b>	Thomas McKeith <b>Non-Executive Director</b>
Lawrie Conway <b>Managing Director and Chief Executive Officer</b>	Victoria Binns <b>Non-Executive Director</b>	Peter Smith <b>Lead Independent Director</b>
James Askew <b>Non-Executive Director</b>	Andrew Hall <b>Non-Executive Director</b>	Fiona Hick <b>Non-Executive Director</b>